



O P BAGLA & CO LLP
CHARTERED ACCOUNTANTS

Regd. Office :
B-225, 5th Floor, Okhla Indl. Area
Phase - 1, New Delhi - 110020
Ph.: 011-47011850, 51, 52, 53
E-Mail : admin@opbco.in
Website : www.opbco.in

INDEPENDENT AUDITOR'S REPORT

**TO THE MEMBERS OF
KAJARIA SANITARYWARE PRIVATE LIMITED**

Report on the Standalone Ind AS Financial Statements

Opinion

We have audited the accompanying standalone financial statements of **KAJARIA SANITARYWARE PRIVATE LIMITED** ("the Company"), which comprise the Balance Sheet as at March 31, 2022, the Statement of Profit and Loss (including Other Comprehensive Income), the Statement of Changes in Equity and the Statement of Cash Flows for the year ended on that date, and a summary of the significant accounting policies and other explanatory information (hereinafter referred to as "the standalone financial statements").

In our opinion and to the best of our information and according to the explanations given to us, the aforesaid standalone financial statements give the information required by the Companies Act, 2013 ("the Act") in the manner so required and give a true and fair view in conformity with accounting principles generally accepted in India, of the state of affairs of the Company as at March 31, 2022, the profit (including other comprehensive income), changes in equity and its cash flows for the year ended on that date.

Basis for Opinion

We conducted our audit of the standalone financial statements in accordance with the Standards on Auditing specified under section 143(10) of the Act. Our responsibilities under those Standards are further described in the Auditor's Responsibilities for the Audit of the Standalone Financial Statements section of our report. We are independent of the Company in accordance with the Code of Ethics issued by the Institute of Chartered Accountants of India (ICAI) together with the independence requirements that are relevant to our audit of the standalone financial statements under the provisions of the Act and the Rules made thereunder, and we have fulfilled our other ethical responsibilities in accordance with these requirements and the ICAI's Code of Ethics. We believe that the audit evidence we have obtained is sufficient and appropriate to provide a basis for our audit opinion on the standalone financial statements.





O P BAGLA & CO LLP
CHARTERED ACCOUNTANTS

Regd. Office :
B-225, 5th Floor, Okhla Indl. Area
Phase - 1, New Delhi - 110020
Ph.: 011-47011850, 51, 52, 53
E-Mail : admin@opbco.in
Website : www.opbco.in

Information Other than the Standalone Ind AS Financial Statements and Auditor's Report Thereon

The Company's Board of Directors is responsible for the preparation of other information. The other information comprises the Director's report, Corporate Governance report, Business responsible report and Management Discussion and Analysis of Annual report, but does not include the Standalone Ind AS Financial Statements and our report thereon. The Directors report, Corporate Governance report, Business responsible report and Management Discussion and Analysis of Annual report is expected to be made available to us after the date of this auditor's report.

Our opinion on the Standalone Ind AS Financial Statements does not cover the other information and we will not express any form of assurance conclusion thereon.

In connection with our audit of the Standalone Ind AS Financial Statements, our responsibility is to read the other information identified above when it becomes available to us and, in doing so, consider whether the other information is materially inconsistent with the Standalone Ind AS Financial Statements or our knowledge obtained during the course of our audit, or otherwise appears to be materially misstated.

When we read such other information as and when made available to us and if we conclude that there is a material misstatement therein, we are required to communicate the matter to those charged with governance.

Management's Responsibility for the Standalone Financial Statements

The Company's Board of Directors is responsible for the matters stated in section 134(5) of the Act with respect to the preparation of these standalone financial statements that give a true and fair view of the financial position, financial performance, total comprehensive income, changes in equity and cash flows of the Company in accordance with the Ind AS and other accounting principles generally accepted in India. This responsibility also includes maintenance of adequate accounting records in accordance with the provisions of the Act for safeguarding the assets of the Company and for preventing and detecting frauds and other irregularities; selection and application of appropriate accounting policies; making judgments and estimates that are reasonable and prudent; and design, implementation and maintenance of adequate internal financial controls, that were operating effectively for ensuring the accuracy and completeness of the accounting records, relevant to the preparation and presentation of the standalone financial statements that give a true and fair view and are free from material misstatement, whether due to fraud or error.

In preparing the standalone financial statements, management is responsible for assessing the Company's ability to continue as a going





O P BAGLA & CO LLP
CHARTERED ACCOUNTANTS

Regd. Office :
B-225, 5th Floor, Okhla Indl. Area
Phase - 1, New Delhi - 110020
Ph.: 011-47011850, 51, 52, 53
E-Mail : admin@opbco.in
Website : www.opbco.in

concern, disclosing, as applicable, matters related to going concern and using the going concern basis of accounting unless management either intends to liquidate the Company or to cease operations, or has no realistic alternative but to do so.

The Board of Directors are responsible for overseeing the Company's financial reporting process.

Auditor's Responsibilities for the Audit of the Standalone Financial Statements

Our objectives are to obtain reasonable assurance about whether the standalone financial statements as a whole are free from material misstatement, whether due to fraud or error, and to issue an auditor's report that includes our opinion. Reasonable assurance is a high level of assurance, but is not a guarantee that an audit conducted in accordance with SAs will always detect a material misstatement when it exists. Misstatements can arise from fraud or error and are considered material if, individually or in the aggregate, they could reasonably be expected to influence the economic decisions of users taken on the basis of these standalone financial statements.

As part of an audit in accordance with SAs, we exercise professional judgment and maintain professional skepticism throughout the audit. We also:

1. Identify and assess the risks of material misstatement of the standalone financial statements, whether due to fraud or error, design and perform audit procedures responsive to those risks, and obtain audit evidence that is sufficient and appropriate to provide a basis for our opinion. The risk of not detecting a material misstatement resulting from fraud is higher than for one resulting from error, as fraud may involve collusion, forgery, intentional omissions, misrepresentations, or the override of internal control.
2. Obtain an understanding of internal financial controls relevant to the audit in order to design audit procedures that are appropriate in the circumstances. Under section 143(3)(i) of the Act, we are also responsible for expressing our opinion on whether the Company has adequate internal financial controls system in place and the operating effectiveness of such controls
3. Evaluate the appropriateness of accounting policies used and the reasonableness of accounting estimates and related disclosures made by management.





O P BAGLA & CO LLP
CHARTERED ACCOUNTANTS

Regd. Office :
B-225, 5th Floor, Okhla Indl. Area
Phase - 1, New Delhi - 110020
Ph.: 011-47011850, 51, 52, 53
E-Mail : admin@opbco.in
Website : www.opbco.in

4. Conclude on the appropriateness of management's use of the going concern basis of accounting and, based on the audit evidence obtained, whether a material uncertainty exists related to events or conditions that may cast significant doubt on the Company's ability to continue as a going concern. If we conclude that a material uncertainty exists, we are required to draw attention in our auditor's report to the related disclosures in the standalone financial statements or, if such disclosures are inadequate, to modify our opinion. Our conclusions are based on the audit evidence obtained up to the date of our auditor's report. However, future events or conditions may cause the Company to cease to continue as a going concern.
5. Evaluate the overall presentation, structure and content of the standalone financial statements, including the disclosures, and whether the standalone financial statements represent the underlying transactions and events in a manner that achieves fair presentation.

We communicate with those charged with governance regarding, among other matters, the planned scope and timing of the audit and significant audit findings, including any significant deficiencies in internal control that we identify during our audit.

We also provide those charged with governance with a statement that we have complied with relevant ethical requirements regarding independence, and to communicate with them all relationships and other matters that may reasonably be thought to bear on our independence, and where applicable, related safeguards.

From the matters communicated with those charged with governance, we determine those matters that were of most significance in the audit of the standalone financial statements of the current period and are therefore the key audit matters. We describe these matters in our auditor's report unless law or regulation precludes public disclosure about the matter or when, in extremely rare circumstances, we determine that a matter should not be communicated in our report because the adverse consequences of doing so would reasonably be expected to outweigh the public interest benefits of such communication.





O P BAGLA & CO LLP
CHARTERED ACCOUNTANTS

Regd. Office :
B-225, 5th Floor, Okhla Indl. Area
Phase - 1, New Delhi - 110020
Ph.: 011-47011850, 51, 52, 53
E-Mail : admin@opbco.in
Website : www.opbco.in

Report on Other Legal and Regulatory Requirements

1. As required by the Companies (Auditor's Report) Order, 2020 ("the Order") issued by the Central Government in terms of Section 143(11) of the Act, we give in "Annexure - I" a statement on the matters specified in paragraphs 3 and 4 of the Order.
2. As required by Section 143(3) of the Act, based on our audit we report that:
 - a) We have sought and obtained all the information and explanations which to the best of our knowledge and belief were necessary for the purposes of our audit.
 - b) In our opinion, proper books of account as required by law have been kept by the Company so far as it appears from our examination of those books.
 - c) The Balance Sheet, the Statement of Profit and Loss including Other Comprehensive Income, Statement of Changes in Equity and the Statement of Cash Flow dealt with by this Report are in agreement with the relevant books of account.
 - d) In our opinion, the aforesaid standalone Ind AS financial statements comply with the Indian Accounting Standards (Ind AS) prescribed under section 133 of the Act read with the Companies (Indian Accounting Standards) Rules, 2015 as amended.
 - e) On the basis of the written representations received from the directors as on March 31, 2022 taken on record by the Board of Directors, none of the directors is disqualified as on March 31, 2022 from being appointed as a director in terms of Section 164 (2) of the Act.
 - f) With respect to the adequacy of the internal financial controls over financial reporting of the Company and the operating effectiveness of such controls, refer to our separate Report in "Annexure II". Our report expresses an unmodified opinion on the adequacy and operating effectiveness of the Company's internal financial controls over financial reporting.
 - g) In our opinion and to the best of our information and according to the explanations given to us, the remuneration paid by the Company to its directors during the year is in accordance with the provisions of section 197 of the Act.





O P BAGLA & CO LLP
CHARTERED ACCOUNTANTS

Regd. Office :
B-225, 5th Floor, Okhla Indl. Area
Phase - 1, New Delhi - 110020
Ph.: 011-47011850, 51, 52, 53
E-Mail : admin@opbco.in
Website : www.opbco.in

- h) With respect to the other matters to be included in the Auditor's Report in accordance with Rule 11 of the Companies (Audit and Auditors) Rules, 2014, as amended in our opinion and to the best of our information and according to the explanations given to us:
1. The Company does not have any pending litigations which would impact its financial position.
 2. The Company did not have any long-term contracts including derivative contracts for which there were any material foreseeable losses.
 3. There have been no amounts, required to be transferred, to the Investor Education and Protection Fund by the Company.
 4. (a) The Management has represented that, to the best of its knowledge and belief, no funds (which are material either individually or in the aggregate) have been advanced or loaned or invested (either from borrowed funds or share premium or any other sources or kind of funds) by the Company to or in any other person or entity, including foreign entity ("Intermediaries"), with the understanding, whether recorded in writing or otherwise, that the Intermediary shall, whether, directly or indirectly lend or invest in other persons or entities identified in any manner whatsoever by or on behalf of the Company ("Ultimate Beneficiaries") or provide any guarantee, security or the like on behalf of the Ultimate Beneficiaries

(b) The Management has represented, that, to the best of its knowledge and belief, no funds (which are material either individually or in the aggregate) have been received by the Company from any person or entity, including foreign entity ("Funding Parties"), with the understanding, whether recorded in writing or otherwise, that the Company shall, whether, directly or indirectly, lend or invest in other persons or entities identified in any manner whatsoever by or on behalf of the Funding Party ("Ultimate Beneficiaries") or provide any guarantee, security or the like on behalf of the Ultimate Beneficiaries

(c) Based on the audit procedures that have been considered reasonable and appropriate in the circumstances, nothing has come to our notice that has caused us to believe that the representations under sub-clause (i) and (ii) of Rule 11(e), as provided under (a) and (b) above, contain any material misstatement.
 5. (a) The company has not proposed and declared any final dividend in the previous year.





O P BAGLA & CO LLP
CHARTERED ACCOUNTANTS

Regd. Office :

B-225, 5th Floor, Okhla Indl. Area
Phase - 1, New Delhi - 110020
Ph.: 011-47011850, 51, 52, 53
E-Mail : admin@opbco.in
Website : www.opbco.in

(b) The company has not declared and paid any interim dividend during the year.

(c) The Board of Directors of the Company have not proposed any final dividend for the year which is subject to the approval of the members at the ensuing Annual General Meeting.

For O P BAGLA & CO LLP
CHARTERED ACCOUNTANTS
Firm Regn. No. 000018N/N500091

PLACE: NEW DELHI

DATED: 16-05-2022

UDIN: 22510841ASAUUF7712


(NITIN JAIN)
PARTNER
M. No. 510841





ANNEXURE 'A' TO THE INDEPENDENT AUDITOR'S REPORT
(Referred to in paragraph 2 under 'Report on Other Legal and Regulatory Requirements' section of our report to the Members of Kajaria Sanitaryware Private Limited of even date)

- i. In respect of the Company's Property, Plant and Equipment and Intangible Assets:
 - a. (A) The Company has maintained proper records showing full particulars, including quantitative details and situation of Property, Plant and Equipment.
(B) The Company has maintained proper records showing full particulars of intangible assets.
 - b. These fixed assets have been physically verified by the management at reasonable intervals and no material discrepancies were noticed on such verification.
 - c. Based on our examination of the property tax receipts and lease agreement for land on which building is constructed, registered sale deed / transfer deed / conveyance deed provided to us, we report that, the title in respect of self-constructed buildings and title deeds of all other immovable properties (other than properties where the company is the lessee and the lease agreements are duly executed in favor of the lessee), disclosed in the financial statements included under Property, Plant and Equipment are held in the name of the Company as at the balance sheet date.
 - d. The Company has not revalued any of its Property, Plant and Equipment and intangible assets during the year.
 - e. No proceedings have been initiated during the year or are pending against the Company as at March 31, 2022 for holding any benami property under the Benami Transactions (Prohibition) Act, 1988 (as amended in 2016) and rules made thereunder.
- ii.
 - a) As informed to us physical verification of inventory has been conducted at reasonable intervals by the management. As informed to us no material discrepancies between physical inventory and book records were noticed on physical verification.
 - b) The Company have been sanctioned working capital limits in excess of ₹ 5 crore, during the year from banks or financial institutions on the basis of security of current assets. Based on examination of such statements and their reconciliation with books of account, in our opinion, the quarterly returns or statements filed by the company with such banks or financial institutions are in agreement with the books of account as there are no material differences in the same.
- iii. A) The Company has not made any investments in, companies, firms, Limited Liability Partnerships, and granted unsecured loans to other parties, during the year. Hence this clause is not applicable.





O P BAGLA & CO LLP
CHARTERED ACCOUNTANTS

Regd. Office :
B-225, 5th Floor, Okhla Indl. Area
Phase - 1, New Delhi - 110020
Ph.: 011-47011850, 51, 52, 53
E-Mail : admin@opbco.in
Website : www.opbco.in

- B) As the company has not made any investment in companies, firms, Limited Liability Partnerships and not granted unsecured loans to other parties during the year. Hence clause iii(b) is not applicable.
- C) As the company has not made any investment in companies, firms, Limited Liability Partnerships and not granted unsecured loans to other parties during the year. Hence clause iii(c) is not applicable.
- D) There is no overdue amount in respect of loans granted to such party. Hence clause iii(d) is not applicable.
- E) No loan granted by the Company which has fallen due during the year, has been renewed or extended or fresh loans granted to settle the over dues of existing loans given to the same party.
- F) The company has not raised loans during the year on the pledge of securities held in its subsidiaries, joint venture or associates companies.
- iv. We have been informed that the company has not entered into any transactions in nature of loans/ investment/guarantee/security covered under section 185 and 186 of Companies Act 2013.
- v. According to the information and explanations given to us the Company has not accepted any deposit or amounts which are deemed to be deposits. Hence, reporting under clause 3(v) of the Order is not applicable.
- vi. The maintenance of cost records has not been specified by the Central Government under sub-section (1) of section 148 of the Companies Act, 2013 for the business activities carried out by the Company. Hence, reporting under clause (vi) of the Order is not applicable to the Company.
- vii. In respect of statutory dues:
- a) In our opinion, the Company has generally been regular in depositing undisputed statutory dues, including Goods and Services tax, Provident Fund, Employees' State Insurance, Income Tax, Sales Tax, Service Tax, duty of Custom, duty of Excise, Value Added Tax, Cess and other material statutory dues applicable to it with the appropriate authorities.
- b) There were no undisputed amounts payable in respect of Goods and Service tax, Provident Fund, Employees' State Insurance, Income Tax, Sales Tax, Service Tax, duty of Custom, duty of Excise, Value Added Tax, Cess and other material statutory





O P BAGLA & CO LLP
CHARTERED ACCOUNTANTS

Regd. Office :
B-225, 5th Floor, Okhla Indl. Area
Phase - 1, New Delhi - 110020
Ph.: 011-47011850, 51, 52, 53
E-Mail : admin@opbco.in
Website : www.opbco.in

dues in arrears as at March 31, 2022 for a period of more than six months from the date they became payable.

- c) We have been informed that there are no dues outstanding in respect of income-tax, goods and service tax, sales-tax, service-tax, duty of customs, duty of excise and value added tax on account of any dispute.
- viii. There were no transactions relating to previously unrecorded income that have been surrendered or disclosed as income during the year in the tax assessments under the Income Tax Act, 1961 (43 of 1961).
- ix. (A) The company has not defaulted in repayment of loans or other borrowings or in the payment of interest thereon to any lender.
- (B) The Company has not been declared willful defaulter by any bank or financial institution or government or any government authority.
- (c) The Company has not taken any term loan during the year and there are no outstanding term loans at the beginning of the year and hence, reporting under clause 3(ix)(c) of the Order is not applicable.
- (d) On an overall examination of the financial statements of the Company, funds raised on short-term basis have, prima facie, not been used during the year for long-term purposes by the Company.
- (e) On an overall examination of the financial statements of the Company, the Company has not taken any funds from any entity or person on account of or to meet the obligations of its subsidiaries.
- (f) The Company has not raised any loans during the year on the pledge of securities held in its subsidiaries, joint ventures or associate companies.
- x. (a) The Company has not raised moneys by way of initial public offer or further public offer (including debt instruments) during the year and hence reporting under clause 3(x)(a) of the Order is not applicable.
- (b) During the year, the Company has not made any preferential allotment or private placement of shares or convertible debentures (fully or partly or optionally) and hence reporting under clause 3(x)(b) of the Order is not applicable.
- xi. (a) No fraud by the Company and no material fraud on the Company has been noticed or reported during the year.





OP BAGLA & CO LLP
CHARTERED ACCOUNTANTS

Regd. Office :
B-225, 5th Floor, Okhla Indl. Area
Phase - 1, New Delhi - 110020
Ph.: 011-47011850, 51, 52, 53
E-Mail : admin@opbco.in
Website : www.opbco.in

- (b) No report under sub-section (12) of section 143 of the Companies Act has been filed in Form ADT-4 as prescribed under rule 13 of Companies (Audit and Auditors) Rules, 2014 with the Central Government, during the year and up to the date of this report.
- (c) There are no whistle blower complaints received by the Company during the year and up to the date of this report.
- xii. The Company is not a Nidhi Company and hence reporting under clause (xii) of the Order is not applicable.
- xiii. In our opinion, the Company is in compliance with Section 177 and 188 of the Companies Act, 2013 with respect to applicable transactions with the related parties and the details of related party transactions have been disclosed in the standalone financial statements as required by the applicable accounting standards.
- xiv. (a) In our opinion and based on our examination, the company does not have an internal audit system and is not required to have an internal audit system as per provisions of the Companies Act 2013.
- (b) The company does not have internal audit system and no internal reports were shared with us for the period under audit
- xv. In our opinion during the year the Company has not entered into any non-cash transactions with its Directors or persons connected with its directors. and hence provisions of section 192 of the Companies Act, 2013 are not applicable to the Company.
- xvi. (a) In our opinion, the Company is not required to be registered under section 45-IA of the Reserve Bank of India Act, 1934. Hence, reporting under clause 3(xvi)(a), (b) and (c) of the Order is not applicable.
- (b) In our opinion, there is no core investment company within the Group (as defined in the Core Investment Companies (Reserve Bank) Directions, 2016) and accordingly reporting under clause 3(xvi)(d) of the Order is not applicable.
- xvii. The Company has not incurred cash losses during the financial year covered by our audit and the immediately preceding financial year.
- xviii. There has been no resignation of the statutory auditors of the Company during the year.
- xix. On the basis of the financial ratios, ageing and expected dates of realisation of financial assets and payment of financial liabilities, other information accompanying the financial





O P BAGLA & CO LLP
CHARTERED ACCOUNTANTS

Regd. Office :
B-225, 5th Floor, Okhla Indl. Area
Phase - 1, New Delhi - 110020
Ph.: 011-47011850, 51, 52, 53
E-Mail : admin@opbco.in
Website : www.opbco.in

statements and our knowledge of the Board of Directors and Management plans and based on our examination of the evidence supporting the assumptions, nothing has come to our attention, which causes us to believe that any material uncertainty exists as on the date of the audit report indicating that Company is not capable of meeting its liabilities existing at the date of balance sheet as and when they fall due within a period of one year from the balance sheet date. We, however, state that this is not an assurance as to the future viability of the Company. We further state that our reporting is based on the facts up to the date of the audit report and we neither give any guarantee nor any assurance that all liabilities falling due within a period of one year from the balance sheet date, will get discharged by the Company as and when they fall due.

xx. (a) There are no unspent amounts towards Corporate Social Responsibility (CSR) on other than ongoing projects requiring a transfer to a Fund specified in Schedule VII to the Companies Act in compliance with second proviso to sub-section (5) of Section 135 of the said Act. Accordingly, reporting under clause 3(xx)(a) of the Order is not applicable for the year.

(b) There are no unspent amount u/s 135(5) of the company act ,2013 hence clause xx (b) is not applicable.

xxi. This clause is not applicable on audit report on standalone financial statements.

PLACE: NEW DELHI

DATED: 16-5-2022

UDIN: 22510841A5AUUF7419



For O P BAGLA & CO LLP
CHARTERED ACCOUNTANTS
Firm Regn. No. 000018N/N500091

(NITIN JAIN)
PARTNER
M. No. 510841



OP BAGLA & CO LLP
CHARTERED ACCOUNTANTS

Regd. Office :
B-225, 5th Floor, Okhla Indl. Area
Phase - 1, New Delhi - 110020
Ph.: 011-47011850, 51, 52, 53
E-Mail : admin@opbco.in
Website : www.opbco.in

ANNEXURE- II TO THE INDEPENDENT AUDITOR'S REPORT

(Referred to in paragraph 2(f) under 'Report on Other Legal and Regulatory Requirements' section of our report of even date)

We have audited the internal financial controls over financial reporting of **KAJARIA SANITARYWARE PRIVATE LIMITED** ("the Company") as of March 31, 2022 in conjunction with our audit of the standalone Ind AS financial statements of the Company for the year ended on that date.

Management's Responsibility for Internal Financial Controls

The Company's management is responsible for establishing and maintaining internal financial controls based on the internal control over financial reporting criteria established by the Company considering the essential components of internal control stated in the Guidance Note on Audit of Internal Financial Controls Over Financial Reporting issued by the Institute of Chartered Accountants of India. These responsibilities include the design, implementation and maintenance of adequate internal financial controls that were operating effectively for ensuring the orderly and efficient conduct of its business, including adherence to company's policies, the safeguarding of its assets, the prevention and detection of frauds and errors, the accuracy and completeness of the accounting records, and the timely preparation of reliable financial information, as required under the Companies Act, 2013.

Auditors' Responsibility

Our responsibility is to express an opinion on the Company's internal financial controls over financial reporting based on our audit. We conducted our audit in accordance with the Guidance Note on Audit of Internal Financial Controls Over Financial Reporting (the "Guidance Note") and the Standards on Auditing, issued by ICAI and deemed to be prescribed under section 143(10) of the Companies Act, 2013, to the extent applicable to an audit of internal financial controls, both applicable to an audit of Internal Financial Controls and, both issued by the Institute of Chartered Accountants of India. Those Standards and the Guidance Note require that we comply with ethical requirements and plan and perform the audit to obtain reasonable assurance about whether adequate internal financial controls over financial reporting was established and maintained and if such controls operated effectively in all material respects. Our audit involves performing procedures to obtain audit evidence about the adequacy of the internal financial controls system over financial reporting and their operating effectiveness.

Our audit of internal financial controls over financial reporting included obtaining an understanding of internal financial controls over financial reporting, assessing the risk that a material weakness exists, and testing and evaluating the design and operating effectiveness of internal control based on the assessed risk. The procedures selected depend on the auditor's judgment, including the assessment of the risks of material misstatement of the financial statements, whether due to fraud or error. We believe that the audit evidence I/we have obtained is sufficient and appropriate to provide a basis for our audit opinion on the Company's internal financial controls system over financial reporting.





O P BAGLA & CO LLP
CHARTERED ACCOUNTANTS

Regd. Office :
B-225, 5th Floor, Okhla Indl. Area
Phase - 1, New Delhi - 110020
Ph.: 011-47011850, 51, 52, 53
E-Mail : admin@opbco.in
Website : www.opbco.in

Meaning of Internal Financial Controls Over Financial Reporting

A company's internal financial control over financial reporting is a process designed to provide reasonable assurance regarding the reliability of financial reporting and the preparation of financial statements for external purposes in accordance with generally accepted accounting principles. A company's internal financial control over financial reporting includes those policies and procedures that

- (1) pertain to the maintenance of records that, in reasonable detail, accurately and fairly reflect the transactions and dispositions of the assets of the company;
- (2) provide reasonable assurance that transactions are recorded as necessary to permit preparation of financial statements in accordance with generally accepted accounting principles, and that receipts and expenditures of the company are being made only in accordance with authorisations of management and directors of the company; and
- (3) provide reasonable assurance regarding prevention or timely detection of unauthorised acquisition, use, or disposition of the company's assets that could have a material effect on the financial statements.

Inherent Limitations of Internal Financial Controls Over Financial Reporting

Because of the inherent limitations of internal financial controls over financial reporting, including the possibility of collusion or improper management override of controls, material misstatements due to error or fraud may occur and not be detected. Also, projections of any evaluation of the internal financial controls over financial reporting to future periods are subject to the risk that the internal financial control over financial reporting may become inadequate because of changes in conditions, or that the degree of compliance with the policies or procedures may deteriorate.

Opinion

In our opinion, the Company has, in all material respects, an adequate internal financial controls system over financial reporting and such internal financial controls over financial reporting were operating effectively as at March 31, 2022, based on the internal control over financial reporting criteria established by the Company considering the essential components of internal control stated in the Guidance Note on Audit of Internal Financial Controls Over Financial Reporting issued by the Institute of Chartered Accountants of India.

For O P BAGLA & CO LLP
CHARTERED ACCOUNTANTS
Firm Regn. No. 000018N/N500091

PLACE: NEW DELHI

DATED: 16-5-2022

UDIN: 22510841AJAUF7719



(NITIN JAIN)
PARTNER
M. No. 510841

KAJARIA SANITARYWARE PRIVATE LIMITED
BALANCE SHEET AS AT 31 March 2022

(Amount in Rupees Lakhs, unless otherwise stated)

	Notes	As at	As at
		31 March 2022	31 March 2021
ASSETS			
Non-current assets			
(a) Property, plant and equipment	3	4,390.57	4,278.66
(b) Capital work-in-progress		255.77	349.14
(c) Intangible assets	4	0.29	0.29
(d) Other Financial assets	5	22.75	44.60
(e) Non-current tax assets (net)	6	173.02	119.44
		4,842.41	4,792.13
Current assets			
(a) Inventories	8	1,823.60	1,084.69
(b) Financial assets	9	2,057.26	1,850.16
(i) Trade receivables	10	2.49	36.19
(ii) Cash and cash equivalents	11	0.66	0.66
(iii) Other financial assets	7	67.49	68.66
(c) Other current assets		3,951.50	3,040.36
		8,793.90	7,832.49
TOTAL ASSETS			
EQUITY AND LIABILITIES			
Equity			
(a) Equity share capital	12	1,260.00	1,260.00
(b) Other equity	13	860.99	14.46
TOTAL EQUITY		2,120.99	1,274.46
LIABILITIES			
Non-current liabilities			
(a) Financial liabilities	14	4,500.00	5,135.00
(i) Borrowings	15	25.43	26.74
(b) Provisions	14A	381.71	-
(c) Deferred Tax Liabilities (Net)		4,907.13	5,161.74
Current liabilities			
(a) Financial liabilities	14	349.14	-
(i) Borrowings	15		
(ii) Trade payables		70.24	76.33
- Dues of micro and small enterprises			
- Dues of creditors other than micro and small enterprises		822.97	817.67
(iii) Other financial liabilities	17	233.37	326.93
(b) Other current liabilities	18	277.96	157.19
(c) Provisions	15	12.10	8.86
(c) Current tax liabilities (net)	18A	-	9.32
		1,765.77	1,396.30
TOTAL LIABILITIES		6,672.91	6,558.03
TOTAL EQUITY AND LIABILITIES		8,793.90	7,832.49

Significant Accounting Policies 1 & 2

See accompanying notes forming part of the financial statements. 1-38

As per our report of even date attached
FOR O P BAGLA & CO LLP
CHARTERED ACCOUNTANTS
FRN : 000018N / N500091

Nitin Jain
 Partner
 M.No. 510641

Date: 16-05-2022
 Place: New Delhi



For and on behalf of the board of directors

Ashok Kumar Kajaria
 Director
 DIN 273877

Rishi Kajaria
 Director
 DIN 228455

Mansum R. A. M
 Ajaykumar Maganlal
 Marvania
 Wholtime Director
 DIN 0543088

Dilip Kumar Maliwal
 Chief Financial Officer

Saurav Chakraborty
 Company Secretary
 (ACS: A-52813)

KAJARIA SANITARYWARE PRIVATE LIMITED
STATEMENT OF PROFIT AND LOSS FOR THE YEAR ENDED 31 MARCH 2022

(Amount in Rupees Lakhs, unless otherwise stated)

	Notes	Year ended 31 March 2022	Year ended 31 March 2021
I INCOME			
Revenue from operations	19	10,509.28	7,808.85
Other income	20	55.06	11.97
TOTAL INCOME (I)		10,564.32	7,820.81
II EXPENSES			
Cost of materials consumed	21	1,157.41	728.48
Purchase of stock-in-trade		2,319.39	1,405.20
Changes in inventories of finished goods, stock-in-trade and work-in-progress	22	(713.87)	527.55
Employee benefits expense	23	2,871.52	2,277.88
Finance costs	24	342.26	389.00
Depreciation and amortization expenses	25	292.69	290.10
Other expenses	26	3,020.86	1,841.11
TOTAL EXPENSES (II)		9,290.26	7,465.40
III Profit(Loss) before tax (I-II)		1274.06	355.42
IV Tax expense:			
Current Tax		-	59.33
Less - MAT entitlement		-	(59.33)
Deferred tax		434.38	-
V Profit(Loss) for the year (III-IV)		839.71	355.42
VI Other Comprehensive Income (OCI)			
Items that will not be reclassified to statement of profit and loss			
Re-measurement gains (losses) on defined benefit plans		6.83	(2.02)
Total other comprehensive Income for the Year, net of tax		6.83	(2.02)
VII Total comprehensive income for the year (comprising profit and other comprehensive income for the year) (V+ VI)		846.53	353.40
Earnings per equity share (face value of Rs. 10 each)	27		
(1) Basic (in Rs.)		6.66	2.82
(2) Diluted (in Rs.)		6.66	2.82

Significant Accounting Policies

1 & 2

See accompanying notes forming part of the financial statements.

1-38

As per our report of even date attached
FOR O P BAGLA & CO LLP
CHARTERED ACCOUNTANTS
 FRN : 000018N /N500093

Nitin Jain
 Partner
 M.No. 510841
 Date: 16.05.2022
 Place: New Delhi

For and on behalf of the board of directors

Ashok Kumar Kajaria
 Director
 DIN 273877

Rishi Kajaria
 Director
 DIN 228455

Dilip Kumar Malviya
 Chief Financial Officer

Mamunika A M
 Ajaykumar Maganlal Marvaria
 Wholtime Director
 DIN 0643088
 Saurav Chakraborty
 Company Secretary
 (ACS: A-52813)



(Amount in Rupees Lakhs, unless otherwise stated)

	Year ended 31 March 2022	Year ended 31 March 2021
A. CASH FLOW FROM OPERATING ACTIVITIES		
Net Profit/(Loss) before tax	1,274.06	355.42
Adjusted for :		
Depreciation	292.69	296.16
Interest income	(2.73)	(3.61)
Finance costs	342.26	369.00
	632.21	681.54
Operating Profit before Working Capital Changes	1,906.28	1,036.96
Working Capital Adjusted for :		
Trade & Other Receivables	(184.08)	(381.30)
Inventories	(738.91)	515.35
Trade Payable	(0.79)	(105.75)
Other financial liabilities	(75.63)	47.77
Other current liabilities	127.60	39.02
Provisions	1.92	10.68
	<u>(869.89)</u>	<u>125.77</u>
Cash Generated from Operations	1,036.39	1,162.74
Direct Taxes Paid	(115.55)	(51.39)
Net Cash flow operating activities	920.83	1,111.34
B. CASH FLOW FROM INVESTING ACTIVITIES		
Purchase of property plant and equipment (including increase in Capital-work-in-progress, intangible assets and capital vendor)	(329.15)	(523.11)
Interest Received	2.73	3.61
Other bank balances	-	22.77
Net Cash used in Investing Activities	(326.42)	(496.73)
C. CASH FLOW FROM FINANCING ACTIVITIES		
Proceeds/ (Repayment) of Long Term Borrowings (Net)	(635.00)	315.00
Interest Paid	(342.26)	(389.00)
Net Cash used in Financing Activities	(977.26)	(74.00)
Net increase in Cash and Cash Equivalents	(382.84)	540.61
Opening Cash and Cash Equivalents at the beginning of the year	36.19	(504.42)
Closing Cash and Cash Equivalents at the end of the year	(346.65)	36.19
Note to cash flow statement		
1 Components of cash and cash equivalents		
Balances with banks		33.78
- Current accounts		
- Deposit accounts (demand deposits and deposits having original maturity of 3 months or less)		
Cash on hand	2.49	2.41
Short term borrowings - working capital facilities	<u>(349.14)</u>	<u>-</u>
Cash and cash equivalents considered in the cash flow statement	(346.65)	36.19



Kajaria Sanitaryware Private Limited

STATEMENT OF CASH FLOWS FOR THE YEAR ENDED 31 MARCH 2022

2 Reconciliation of cash and cash equivalent with balance sheet		
Cash and cash equivalent as per note 10	2.49	36.19
Short term borrowings (working capital facilities) considered as cash and cash equivalent in cash flow statements	(349.14)	-
Cash and cash equivalents in cash flow statements	<u>(346.65)</u>	<u>36.19</u>

3 The above Statement of cash flows has been prepared in accordance with the 'Indirect method' as set out in Indian Accounting Standard - 7 on 'Statement of Cash Flows' as specified in Companies (Indian Accounting Standard) Amendment Rules, 2016.

See accompanying notes forming part of the financial statements.


1-38


As per our report of even date attached
FOR O P BAGLA & CO LLP
CHARTERED ACCOUNTANTS
FRN : 000018N /N500991

For and on behalf of the board of directors



Ashok Kumar Kajaria
Director
DIN 273877


Rishi Kajaria
Director
DIN 228455


Dilip Kumar Maliwal
Chief Financial Officer


Ajaykumar Maganlal Marvania
Wholesale Director
DIN 0843088


Saurav Chakraborty
Company Secretary
(ACS: A-52813)


Nitin Jain
Partner

M.No. 510841

Date: 16.05.2022

Place: New Delhi



KAJARIA SANITARYWARE PRIVATE LIMITED
STATEMENT OF CHANGES IN EQUITY FOR THE YEAR ENDED 31 MARCH 2022

(Amount in Rupees Lakhs, unless otherwise stated)

a Equity share capital

Issued, subscribed and paid up capital (Refer note 13)
 Balance at the beginning of the year
 Changes during the year
 Balance at the end of the year

	As at 31 March 2022	As at 31 March 2021
Issued, subscribed and paid up capital (Refer note 13)	1,260.00	1,260.00
Balance at the beginning of the year		
Changes during the year		
Balance at the end of the year	1,260.00	1,260.00

b Other equity (Refer Note 14)

Particulars	Reserves and Surplus	
	Retained earnings	Total other equity
Balance as at 1 April 2020	(338.94)	(338.94)
Profit for the year	355.42	355.42
Items of OCI for the year Net of Tax	2.02	(2.02)
Remeasurement of defined benefit plans		14.46
As At 31 March 2021	639.71	639.71
Profit/(Loss) for the year	6.83	6.83
Items of OCI for the year Net of Tax		
Remeasurement of defined benefit plans		
As At 31 March 2022	660.99	660.99

See accompanying notes forming part of the financial statements.

1-38


As per our report of even date attached
FOR O P BAGLA & CO LLP
CHARTERED ACCOUNTANTS
 FRN : 000618N / N500058


For and on behalf of the board of directors


 Ashok Kumar Kalaria
 Director
 DIN 273677


 Rishi Kalaria
 Director
 DIN 228455


 Dilip Kumar Malhotra
 Chief Financial Officer


 Ajoykumar Maganlal Marwaha
 Wholetime Director
 DIN 0543088


 Sourav Chakraborty
 Company Secretary
 (ACS: A-52513)


 Nitesh Jain
 Partner

M.No. 510341

Date: 16.05.2022

Place: New Delhi



Accounting Policies under Ind AS
Summary of the significant accounting policies and other explanatory information to the
standalone financial statements for the year ended 31-March-2022

1. Corporate information

KAJARIA SANITARYWARE PRIVATE LIMITED ("KSPL" or "the Company") is a private limited Company domiciled in India and was incorporated on 18th May 2012. The Company is subsidiary Company of Kajaria Bathware Pvt Ltd and step subsidiary of Kajaria Ceramics Limited. The registered office of the Company is located at J-1/B-1 Extension, Mohan Coop Ind Estate, Mathura Road, New Delhi.

The Company has forayed into manufacturing and trading of sanitaryware items. The Company started its operations in the year 2014. The plant of the Company is located at Morbi (Gujarat). It has manufacturing capacity of 7.80 lacs pieces per annum.

The financial statements of the company for the year ended 31st March 2022 were authorized for issue in accordance with a resolution of the directors on 16 May, 2022.

2. Significant accounting policies

2.1 Basis of preparation

The financial statements of the Company have been prepared in accordance with Indian Accounting Standards (Ind AS) notified under the Companies (Indian Accounting Standards) Rules, 2015 and the Companies (Indian Accounting Standards) (Amendment) Rules, 2016.

The financial statements have been prepared on a historical cost basis, except for the certain assets and liabilities which have been measured at different basis and such basis has been disclosed in relevant accounting policy.

The financial statements are presented in INR and all values are rounded to the nearest lakhs (INR 00,000), except when otherwise indicated.

2.2 Significant accounting policies

a. Current versus non-current classification

The Company presents assets and liabilities in the balance sheet based on current / non-current classification.

An asset/liability is treated as current when it is:

- Expected to be realised or intended to be sold or consumed or settled in normal operating cycle
- Held primarily for the purpose of trading
- Expected to be realised/settled within twelve months after the reporting period, or
- Cash or cash equivalent unless restricted from being exchanged or used to settle a liability for at least twelve months after the reporting period
- There is no unconditional right to defer the settlement of the liability for at least twelve months after the reporting period.

All other assets and liabilities are classified as non-current.

The Company classifies all other liabilities as non-current.

Deferred tax assets and liabilities are classified as non-current assets and liabilities respectively.



Accounting Policies under Ind AS
Summary of the significant accounting policies and other explanatory information to the standalone financial statements for the year ended 31-March-2022

b. Property, plant and equipment

i) Tangible assets

Under the previous GAAP (Indian GAAP), property, plant and equipment were carried in the balance sheet at cost net of accumulated depreciation as at 31 March 2015. The Company has elected to regard those values of property as deemed cost at the date of the transition to Ind AS, i.e., 1 April 2015.

Property, plant and equipment are stated at cost [i.e., cost of acquisition or construction inclusive of freight, erection and commissioning charges, non-refundable duties and taxes, expenditure during construction period, borrowing costs (in case of a qualifying asset) upto the date of acquisition/ installation], net of accumulated depreciation.

When significant parts of property, plant and equipment (identified individually as component) are required to be replaced at intervals, the Company derecognizes the replaced part, and recognizes the new part with its own associated useful life and it is depreciated accordingly. Whenever major inspection/overhaul/repair is performed, its cost is recognized in the carrying amount of respective assets as a replacement, if the recognition criteria are satisfied. All other repair and maintenance costs are recognized in the statement of profit and loss.

The present value of the expected cost for the decommissioning of an asset after its use is included in the cost of the respective asset if the recognition criteria for a provision are met.

Property, plant and equipments are eliminated from financial statements, either on disposal or when retired from active use. Losses/gains arising in case retirement/disposals of property, plant and equipment are recognized in the statement of profit and loss in the year of occurrence.

Depreciation on property, plant and equipments are provided to the extent of depreciable amount on the straight line (SLM) Method. Depreciation is provided at the rates and in the manner prescribed in Schedule II to the Companies Act, 2013 except on some assets, where useful life has been taken based on external / internal technical evaluation as given below:

Particulars	Useful lives
Plant and Machinery	7.5 years

The residual values, useful lives and methods of depreciation/amortization of property, plant and equipment are reviewed at each financial year end and adjusted prospectively, if appropriate.

ii) Capital work in progress

Capital work in progress includes construction stores including material in transit/ equipment / services, etc. received at site for use in the projects.

All revenue expenses incurred during construction period, which are exclusively attributable to acquisition / construction of fixed assets, are capitalized at the time of commissioning of such assets.

c. Intangible Assets

Intangible assets acquired separately are measured on initial recognition at cost. Following initial recognition, intangible assets are carried at cost less any accumulated amortization.

Intangible assets with finite lives (i.e. software and licenses) are amortized over the useful economic life and assessed for impairment whenever there is an indication that the intangible asset may be impaired. The amortisation period and method for an intangible asset is reviewed at least at the end of each reporting period.

Costs relating to computer software are capitalised and amortised on straight line method over their estimated useful economic life of six years.



Accounting Policies under Ind AS
Summary of the significant accounting policies and other explanatory information to the
standalone financial statements for the year ended 31-March-2022

d. Borrowing Costs

Borrowing costs directly attributable to the acquisition, construction or production of an asset that necessarily takes a substantial period of time to get ready for its intended use or sale are capitalised as part of the cost of the respective asset. All other borrowing costs are expensed in the period in which they occur.

e. Impairment of non-financial assets

The Company assesses, at each reporting date, whether there is an indication that an asset may be impaired. If any indication exists, or when annual impairment testing for an asset is required, the Company estimates the asset's recoverable amount. An asset's recoverable amount is the higher of an asset's or cash-generating unit's (CGU) fair value less costs of disposal and its value in use. Recoverable amount is determined for an individual asset, unless the asset does not generate cash inflows that are largely independent of those from other assets or groups of assets. When the carrying amount of an asset or CGU exceeds its recoverable amount, the asset is considered impaired and is written down to its recoverable amount. Impairment losses of continuing operations, including impairment on inventories, are recognised in the statement of profit and loss.

f. Inventories

Items of inventories are measured at lower of cost and net realizable value after providing for obsolescence, wherever considered necessary. Cost of inventories comprises of cost of purchase, cost of conversion and other costs including manufacturing overheads incurred in bringing them to their respective present location and condition. Cost of raw material, stores and spares, packing materials, trading and other products are determined on weighted average basis.

g. Revenue Recognition

Revenue is recognised on transfer of promised goods and services to the customers on performance of obligation at the price that reflects the consideration to which the Company expected to receive on performance of obligation, regardless of when payment is being made. Revenue from operations includes sale of goods and adjusted for discounts.

Interest income is recognized on a time proportion basis taking into account the amount outstanding and the interest rate applicable.

h. Foreign currency transactions

The Company's financial statements are presented in INR, which is also its functional currency.

Foreign currency transactions are initially recorded in functional currency using the exchange rates at the date the transaction.

At each balance sheet date, foreign currency monetary items are reported using the exchange rate prevailing at the year end.

Exchange differences arising on settlement or translation of monetary items are recognised in statement of profit and loss.

Non-monetary items that are measured in terms of historical cost in a foreign currency are translated using the exchange rates at the dates of the initial transactions.



Accounting Policies under Ind AS

Summary of the significant accounting policies and other explanatory information to the standalone financial statements for the year ended 31-March-2022

i. Taxes on income

Current tax

Current tax is measured at the amount expected to be paid/ recovered to/from the taxation authorities. The tax rates and tax laws used to compute the amount are those that are enacted or substantively enacted, at the reporting date.

Current income tax relating to items recognised directly in equity/other comprehensive income is recognised under the respective head and not in the statement of profit & loss. Management periodically evaluates positions taken in the tax returns with respect to situations in which applicable tax regulations are subject to interpretation and establishes provisions where appropriate.

Current tax assets are offset against current tax liabilities if, and only if, a legally enforceable right exists to set off the recognised amounts and there is an intention either to settle on a net basis, or to realise the asset and settle the liability simultaneously.

Deferred tax

Deferred tax is provided using the liability method on temporary differences between the tax bases of assets and liabilities and their carrying amounts for financial reporting purposes at the reporting date.

Deferred tax assets are recognised for all deductible temporary differences, the carry forward of unused tax credits and any unused tax losses. Deferred tax assets are recognised to the extent that it is probable that taxable profit will be available against which the deductible temporary differences, and the carry forward of unused tax credits and unused tax losses can be utilised.

Deferred tax assets and liabilities are measured at the tax rates that are expected to apply to the period when the asset is realized or the liability is settled, based on tax rates (and tax laws) that have been enacted or substantively enacted at the balance sheet date. Tax relating to items recognized directly in equity/other comprehensive income is recognized in respective head and not in the statement of profit & loss.

The carrying amount of deferred tax assets is reviewed at each balance sheet date and is adjusted to the extent that it is no longer probable that sufficient taxable profit will be available to allow all or part of the asset to be recovered.

Deferred tax assets and deferred tax liabilities are offset if a legally enforceable right exists to set off current tax assets against current tax liabilities and the deferred taxes relate to the same taxable entity and the same taxation authority.

j. Employee benefits

All employee benefits that are expected to be settled wholly within twelve months after the end of period in which the employee renders the related services are classified as short term employee benefits. Benefits such as salaries, wages, short-term compensated absences, etc. are recognized as expense during the period in which the employee renders related service.

Payments to defined contribution retirement benefit plans are recognized as an expense when employees have rendered the service entitling them to the contribution.

The Company's contribution to the Provident Fund is remitted to provident fund authorities and are based on a fixed percentage of the eligible employee's salary and debited to Statement of Profit and Loss.

k. Provisions, Contingent liabilities and Contingent assets

Provisions are recognised when the Company has a present obligation (legal or constructive) as a result of a past events and it is probable that an outflow of resources embodying economic benefits will be required to settle the obligation and a reliable estimate can be made of the amount of the obligation.



Accounting Policies under Ind AS

Summary of the significant accounting policies and other explanatory information to the standalone financial statements for the year ended 31-March-2022

If the effect of the time value of money is material, provisions are discounted using a current pre-tax rate that reflects, when appropriate, the risks specific to the liability. When discounting is used, the increase in the provision due to the passage of time is recognised as a finance cost.

Contingent liability is disclosed in the case of:

- a present obligation arising from past events, when it is not probable that an outflow of resources will be required to settle the obligation;
- a present obligation arising from past events, when no reliable estimate is possible

Provisions, contingent liabilities and contingent assets are reviewed at each balance sheet date.

l. Earnings per share

Basic earnings per equity share is computed by dividing the net profit after tax attributable to the equity shareholders by the weighted average number of equity shares outstanding during the year. Diluted earnings per equity share is computed by dividing adjusted net profit after tax by the aggregate of weighted average number of equity shares and dilutive potential equity shares during the year.

m. Cash and cash equivalents

Cash and cash equivalent in the balance sheet comprise cash at banks and on hand, cheques on hand and short-term deposits with an original maturity of three months or less, which are subject to an insignificant risk of changes in value.

For the purpose of the statement of cash flows, cash and cash equivalents consist of cash and short-term deposits, as defined above.

n. Fair value measurement

The Company measures financial instruments such as derivatives and certain investments, at fair value at each balance sheet date.

All assets and liabilities for which fair value is measured or disclosed in the financial statements are categorized within the fair value hierarchy, described as follows, based on the lowest level input that is significant to the fair value measurement as a whole:

- Level 1 — Quoted (unadjusted) market prices in active markets for identical assets or liabilities
- Level 2 — Valuation techniques for which the lowest level input that is significant to the fair value measurement is directly or indirectly observable
- Level 3 — Valuation techniques for which the lowest level input that is significant to the fair value measurement is unobservable

For assets and liabilities that are recognized in the balance sheet on a recurring basis, the Company determines whether transfers have occurred between levels in the hierarchy by re-assessing categorization (based on the lowest level input that is significant to the fair value measurement as a whole) at the end of each reporting period.

For the purpose of fair value disclosures, the Company has determined classes of assets and liabilities on the basis of the nature, characteristics and risks of the asset or liability and the level of the fair value hierarchy as explained above.



Accounting Policies under Ind AS

Summary of the significant accounting policies and other explanatory information to the standalone financial statements for the year ended 31-March-2022

o. Financial instruments

A financial instrument is any contract that gives rise to a financial asset of one entity and a financial liability or equity instrument of another entity.

(a) Financial assets

Classification

The Company classifies financial assets as subsequently measured at amortized cost, fair value through other comprehensive income or fair value through profit or loss on the basis of its business model for managing the financial assets and the contractual cash flows characteristics of the financial asset.

Initial recognition and measurement

All financial assets are recognized initially at fair value plus, in the case of financial assets not recorded at fair value through profit or loss, transaction costs that are attributable to the acquisition of the financial asset.

Subsequent measurement

For purposes of subsequent measurement financial assets are classified in below categories:

- **Financial assets carried at amortised cost**

A financial asset is subsequently measured at amortised cost if it is held within a business model whose objective is to hold the asset in order to collect contractual cash flows and the contractual terms of the financial asset give rise on specified dates to cash flows that are solely payments of principal and interest on the principal amount outstanding.

- **Financial assets at fair value through other comprehensive income**

A financial asset is subsequently measured at fair value through other comprehensive income if it is held within a business model whose objective is achieved by both collecting contractual cash flows and selling financial assets and the contractual terms of the financial asset give rise on specified dates to cash flows that are solely payments of principal and interest on the principal amount outstanding. The Company has made an irrevocable election for its investments which are classified as equity instruments to present the subsequent changes in fair value in other comprehensive income based on its business model.

- **Financial assets at fair value through profit or loss**

A financial asset which is not classified in any of the above categories are subsequently fair valued through profit or loss.

Derecognition

A financial asset is primarily derecognized when the rights to receive cash flows from the asset have expired or the Company has transferred its rights to receive cash flows from the asset.

Investment in subsidiaries, joint ventures and associates

The company has accounted for its investment in subsidiaries, joint ventures and associates at cost.

Impairment of financial assets

The Company assesses impairment based on expected credit losses (ECL) model for measurement and recognition of impairment loss on the financial assets that are trade receivables or contract revenue receivables and all lease receivables.



Accounting Policies under Ind AS

Summary of the significant accounting policies and other explanatory information to the standalone financial statements for the year ended 31-March-2022

(b) Financial liabilities

Classification

The Company classifies all financial liabilities as subsequently measured at amortized cost, except for financial liabilities at fair value through profit or loss. Such liabilities, including derivatives that are liabilities, shall be subsequently measured at fair value.

Initial recognition and measurement

All financial liabilities are recognized initially at fair value and, in the case of loans and borrowings and payables, net of directly attributable transaction costs. The Company's financial liabilities include trade and other payables, loans and borrowings including bank overdrafts, and derivative financial instruments.

Subsequent measurement

The measurement of financial liabilities depends on their classification, as described below:

• Financial liabilities at amortised cost

After initial recognition, interest-bearing loans and borrowings are subsequently measured at amortized cost using the EIR method. Gains and losses are recognized in profit or loss when the liabilities are derecognized as well as through the EIR amortization process.

Amortized cost is calculated by taking into account any discount or premium on acquisition and fees or costs that are an integral part of the EIR. The EIR amortization is included as finance costs in the statement of profit and loss.

• Financial liabilities at fair value through profit or loss

Financial liabilities at fair value through profit or loss include financial liabilities held for trading and financial liabilities designated upon initial recognition as at fair value through profit or loss. Financial liabilities are classified as held for trading if they are incurred for the purpose of repurchasing in the near term. This category also includes derivative financial instruments entered into by the Company that are not designated as hedging instruments in hedge relationships as defined by Ind AS 109. Separated embedded derivatives are also classified as held for trading unless they are designated as effective hedging instruments.

Gains or losses on liabilities held for trading are recognized in the statement of profit and loss.

Derecognition

A financial liability is derecognized when the obligation under the liability is discharged or cancelled or expires. When an existing financial liability is replaced by another from the same lender on substantially different terms, or the terms of an existing liability are substantially modified, such an exchange or modification is treated as the derecognition of the original liability and the recognition of a new liability. The difference in the respective carrying amounts is recognized in the statement of profit and loss.

- p. Unless specifically stated to be otherwise, these policies are consistently followed.

2.3 Significant accounting judgements, estimates and assumptions

The preparation of the Company's financial statements requires management to make judgements, estimates and assumptions that affect the reported amounts of revenues, expenses, assets and liabilities, and the accompanying disclosures, and the disclosure of contingent liabilities at the date of the financial statements. Estimates and assumptions are continuously evaluated and are based on management's experience and other factors, including expectations of future events that are believed to be reasonable under the circumstances. Uncertainty about these assumptions and estimates could result in outcomes that require a material adjustment to the carrying amount of assets or liabilities affected in future periods.



Accounting Policies under Ind AS

Summary of the significant accounting policies and other explanatory information to the standalone financial statements for the year ended 31-March-2022

In particular, the Company has identified the following areas where significant judgements, estimates and assumptions are required. Further information on each of these areas and how they impact the various accounting policies are described below and also in the relevant notes to the financial statements. Changes in estimates are accounted for prospectively.

Judgements

In the process of applying the Company's accounting policies, management has made the following judgements, which have the most significant effect on the amounts recognized in the financial statements:

Contingencies

Contingent liabilities may arise from the ordinary course of business in relation to claims against the Company, including legal, contractor, land access and other claims. By their nature, contingencies will be resolved only when one or more uncertain future events occur or fail to occur. The assessment of the existence, and potential quantum, of contingencies inherently involves the exercise of significant judgments and the use of estimates regarding the outcome of future events.

Estimates and assumptions

The key assumptions concerning the future and other key sources of estimation uncertainty at the reporting date that have a significant risk of causing a material adjustment to the carrying amounts of assets and liabilities within the next financial year, are described below. The Company based its assumptions and estimates on parameters available when the consolidated financial statements were prepared. Existing circumstances and assumptions about future developments, however, may change due to market change or circumstances arising beyond the control of the Company. Such changes are reflected in the assumptions when they occur.

(a) Impairment of non-financial assets

The Company assesses at each reporting date whether there is an indication that an asset may be impaired. If any indication exists, or when annual impairment testing for an asset is required, the Company estimates the asset's recoverable amount. An asset's recoverable amount is the higher of an asset's or CGU's fair value less costs of disposal and its value in use. It is determined for an individual asset, unless the asset does not generate cash inflows that are largely independent of those from other assets or groups of assets. Where the carrying amount of an asset or CGU exceeds its recoverable amount, the asset is considered impaired and is written down to its recoverable amount.

In assessing value in use, the estimated future cash flows are discounted to their present value using a pre-tax discount rate that reflects current market assessments of the time value of money and the risks specific to the asset. In determining fair value less costs of disposal, recent market transactions are taken into account. If no such transactions can be identified, an appropriate valuation model is used. These calculations are corroborated by valuation multiples, quoted share prices for publicly traded subsidiaries or other available fair value indicators.

(b) Defined benefit plans

The cost of the defined benefit plan and other post-employment benefits and the present value of such obligation are determined using actuarial valuations. An actuarial valuation involves making various assumptions that may differ from actual developments in the future. These include the determination of the discount rate, future salary increases, mortality rates and future pension increases. Due to the complexities involved in the valuation and its long-term nature, a defined benefit obligation is highly sensitive to changes in these assumptions. All assumptions are reviewed at each reporting date.

(c) Fair value measurement of financial instruments

When the fair values of financial assets and financial liabilities recorded in the balance sheet cannot be measured based on quoted prices in active markets, their fair value is measured using valuation techniques including the DCF model. The inputs to these models are taken from observable markets where possible, but where this is not feasible, a degree of judgment is required in establishing fair values. Judgements



Accounting Policies under Ind AS

Summary of the significant accounting policies and other explanatory information to the standalone financial statements for the year ended 31-March-2022

include considerations of inputs such as liquidity risk, credit risk and volatility. Changes in assumptions about these factors could affect the reported fair value of financial instruments.

(d) Impairment of financial assets

The impairment provisions for financial assets are based on assumptions about risk of default and expected loss rates. The Company uses judgments in making these assumptions and selecting the inputs to the impairment calculation, based on Company's past history, existing market conditions as well as forward looking estimates at the end of each reporting period.



KAJARIA SANITARYWARE PRIVATE LIMITED
NOTES TO FINANCIAL STATEMENTS FOR THE YEAR ENDED 31 March 2022

(Amount in Rupees Lakhs, unless otherwise specified)

Note 3 : Property, Plant and Equipment

	Freehold land	Buildings	Plant and equipment	Furniture and fixtures	Vehicles	Office equipments	Computers	Total
Gross Carrying amount :								
As at 1 April 2020	186.16	2,205.41	2,972.50	35.39	19.34	21.05	4.94	54.11
Additions	-	165.67	21.58	-	-	-	-	187.25
Disposal	186.16	2,371.08	2,994.08	35.39	19.34	21.15	4.94	56.06
As at 31 March 2021	-	101.37	296.54	0.06	6.63	-	-	7.66
Additions	-	-	-	-	-	-	-	-
Disposal	186.16	2,472.45	3,290.62	35.45	25.97	21.15	4.94	6.06
As at 31 March 2022	-	-	-	-	-	-	-	-
Accumulated Depreciation :								
As at 1 April 2020	-	244.18	781.28	13.41	8.82	5.96	4.38	1.11
Depreciation for the year	-	66.68	221.64	3.36	1.85	2.03	0.10	1.03
Disposal	-	310.86	1,002.92	16.77	10.47	7.99	4.48	1.03
As at 31 March 2021	-	70.20	215.20	3.37	1.81	2.04	0.08	0.08
Depreciation for the year	-	-	-	-	-	-	-	-
Disposal	-	381.05	1,218.12	20.14	12.28	10.03	4.56	1.03
As at 31 March 2022	-	-	-	-	-	-	-	-
Net Carrying amount :								
As at 31 March 2022	186.16	2,091.40	2,072.51	15.31	13.69	11.12	0.38	4.44
As at 31 March 2021	186.16	2,060.23	1,991.17	18.62	8.89	13.16	0.46	4.44

Note : Refer to note 15 for information on property plant and equipment pledged as security by the Company for the borrowings.

Capital Work-in-Progress
Capital Work-in-Progress mainly pertains to work related to installation of machinery and civil work being carried on at plant.

b. Capital work in progress

Projects in Progress	CWIP/IAUD	Amount of CWIP for a Period of				Total
		less than 1 year	1-2 years	2-3 years	More than 3 years	
		218.51	20.76	16.51	-	255.77
		Amount of CWIP for a Period of				
		less than 1 year	1-2 years	2-3 years	More than 3 years	Total
1. Projects in Progress	CWIP/IAUD	110.19	238.96	-	-	349.15

(As at 31 Mar'21)



Note 4 : Intangible assets

	Softwares
Gross carrying amount :	
As at 1 April 2020	5.88
Additions	-
As at 31 March 2021	5.88
Additions	-
As at 31 March 2022	5.88
Accumulated amortisation :	
As at 1 April 2020	4.88
Amortisation charge for the year	0.71
Disposal	-
As at 31 March 2021	5.59
Amortisation charge for the year	-
As at 31 March 2022	5.59
Net carrying amount :	
As at 31 March 2022	0.29
As at 31 March 2021	0.29



Note 5: Other Financial Assets

Unsecured, Considered good- (at amortised cost)
 Security deposits

	Non-Current		Current	
	As at 31 March 2022	As at 31 March 2021	As at 31 March 2022	As at 31 March 2021
	22.75	44.60	-	-
	22.75	44.60	-	-

Security Deposit are non derivative financial assets which generate a fixed or variable interest income for the Company. The carrying value may be affected by changes in the credit risk of the counterparties
 No loan are due from directors or other officers of the Company either severally or jointly with any other person

Note 6: Non-current tax assets (net)

Non-current tax assets (net)

	As at 31 March 2022	As at 31 March 2021
	173.02	119.44
	173.02	119.44

Note 7: Other assets

Others non-financial assets (unsecured, considered good):
 Prepaid expenses
 Advance to contractors and suppliers
 Advance to employees
 Balance with statutory authorities

	Non-Current		Current	
	As at 31 March 2022	As at 31 March 2021	As at 31 March 2022	As at 31 March 2021
	-	-	2.54	7.99
	-	-	-	0.10
	-	-	63.70	58.44
	-	-	1.25	2.12
	-	-	67.49	68.66



Note 8 : Inventories (Valued at lower of cost or net realisable value)

	As at 31 March	As at 31 March
Raw materials	64.31	50.43
Work-in-progress	1,113.50	527.31
Finished goods	144.12	91.45
Stock-in-trade	307.36	322.35
Stores and spares	29.93	23.38
Packing materials	74.38	69.77
	<u>1,823.60</u>	<u>1,084.69</u>

(Inventories have been valued in accordance with accounting policy no. 2.2 (f) as referred in Note No. 1&2)

Note 9 : Trade receivables

Less: Allowance of expected credit loss

AS at 31 March 2022	AS at 31 March 2021
2,057.28	1,855.60
<u>2,057.28</u>	<u>1,850.16</u>

Particulars	Not Due	As at 31 March 2022					Total
		Outstanding for the following periods from the due date of payment					
		Less than 6 months	6 months- 1 year	1-2 years	2-3 years	More Than 3 years	
(i) Undisputed Trade Receivables Considered Good	-	1,970	35	-	13	40	2,057.26

Particulars	Not Due	As at 31 March 2021					Total
		Outstanding for the following periods from the due date of payment					
		Less than 6 months	6 months- 1 year	1-2 years	2-3 years	More Than 3 years	
(i) Undisputed Trade Receivables Considered Good	-	1,746	-	48	29	27	1,850.16

No trade or other receivable are due from directors or other officers of the Company either severally or jointly with any other person. No any trade or other receivable due from firms or private companies in which any director is a partner, director or a member.

All amounts are short-term. The net carrying value of trade receivables is considered a reasonable approximation of fair value.

Note 10 : Cash and cash equivalents

- a) Balance with banks
- In current accounts
b) Cash on hand

As at 31 March	As at 31 March
-	33.78
2.49	2.41
<u>2.49</u>	<u>36.19</u>

Note : There are no repatriation restriction with regard to cash and cash equivalents as the end of the reporting period and previous reporting period.

Note 11 : Other financial assets

Claims Receivable

As at 31 March	As at 31 March
0.66	0.66
<u>0.66</u>	<u>0.66</u>

Breakup of Financial Assets carried at amortised cost

- Security deposits
Trade receivables
Cash and cash equivalents
Claim Receivables

As at 31 March	As at 31 March
22.75	44.60
2,057.26	1,850.16
2.49	36.19
0.66	0.66
<u>2,083.16</u>	<u>1,931.61</u>



KAJARIA SANITARYWARE PRIVATE LIMITED
NOTES TO FINANCIAL STATEMENTS FOR THE YEAR ENDED 31 March 2022

(Amount in Rupees Lakhs, unless otherwise stated)

Note 12 : Equity Share Capital

	As at 31 March 2022	As at 31 March 2021
Authorised :		
1,50,00,000 equity shares of Rs. 10 each (31 March 2021: 1,50,00,000 equity shares of Rs. 10 each)	1,500.00	1,500.00
	<u>1,500.00</u>	<u>1,500.00</u>
Issued and subscribed:		
1,26,00,000 equity shares of Rs. 10 each (31 March 2021: 1,26,00,000 equity shares of Rs. 10 each)	1,260.00	1,260.00
	<u>1,260.00</u>	<u>1,260.00</u>

A) There is no change in authorised, issued and subscribed share capital during the current year and previous year.

B) **Rights, preferences and restrictions attached to the equity shares**
 The Company has only one class of equity shares having face value of Rs. 10/- per share. The holder of the equity shares is entitled to receive dividend as declared from time to time. The dividend proposed by the Board of Directors is subject to approval of the shareholders in ensuring annual general meeting. The holder of the share is entitled to voting rights proportionate to their shareholding. In the event of liquidation of the Company, the holders of equity shares will be entitled to receive assets of the Company remaining after settlement of all liabilities. The distribution will be in proportion to the number of equity shares held by the share holders.

C) Kajaria Ceramics Ltd is a ultimate holding company of the Company and Kajaria Batware Private Limited is a holding company of the Company. Shares held by such holding company are mentioned in (D) hereunder. There is no subsidiary company.

D) **Detail of the Shareholders holding more than 5% shares in the Company**

Kajaria Batware Pvt Ltd.
 Aay Kumar Maganbhai Marvania

	As at 31 March 2022		As at 31 March 2021	
Number of shares held	% of holding	Number of shares held	% of holding	
10,332,000	82.00	10,332,000	82.00	
920,000	7.30	920,000	7.30	



E) Shareholding of Promoters under sub heading "Equity Share Capital" in Financial Statement

(As at 31 March 2022)

S.No	Promoters's Name	No of Shares	%age of shares held	%age change during the year
1	Kajaria Bathware Pvt Ltd	10,332,000	82.00	Nil
2	Ajay Kumar Maganbhai Marvania	920,000	7.30	Nil

(As at 31 March 2021)

S.No	Promoters's Name	No of Shares	%age of shares held	%age change during the year
1	Kajaria Bathware Pvt Ltd.	10,332,000	82.00	Nil
2	Ajay Kumar Maganbhai Marvania	920,000	7.30	Nil

F) The Company has not issued any bonus shares or shares for a consideration other than cash in the current year and preceding five years.



KAJARIA SANITARYWARE PRIVATE LIMITED
NOTES TO FINANCIAL STATEMENTS FOR THE YEAR ENDED 31 March 2022
(Amount in Rupees Lakhs, unless otherwise stated)

Note 13 : Other Equity

Retained earnings

Balance at the beginning of the year
Profit/(Loss) for the year
Items of OCI for the year, net of tax
Balance at the end of the year

Total other equity

	As at 31 March 2022	As at 31 March 2021
	14.46	(338.94)
	839.71	355.42
	6.83	(2.02)
	860.99	14.46
	860.99	14.46



Note 14 : Borrowing

	Non-Current		Current	
	As at 31 March 2022	As at 31 March 2021	As at 31 March 2022	As at 31 March 2021
Working capital facilities				
From banks (secured)	-	-	349.14	-
Inter corporate loans (unsecured) *	4,500.00	5,135.00	-	-
Total borrowings	4,500.00	5,135.00	349.14	-

TERMS OF BORROWINGS

I WORKING CAPITAL FACILITIES

Secured against Hypothecation of entire raw materials, stock in process, stores & spares, packing materials, finished goods and book debts of the company, both present & future. Rate of Interest is 0.65% above MCLR. Present interest rate is 6.25% p.a.

Above loan is further secured by Equitable mortgage of Factory Land and building situated at Village Shapar, Morbi.

II * Inter corporate loans:

M/s Kajaria Ceramics Limited - the ultimate holding company, bearing interest @ 7% p.a. No stipulations has been fixed for repayment of these loans

Other Note :

(i) Working capital facility is further secured by guarantee of Ultimate Holding Company, Directors and Shareholders of the Company.

Secured against 1st charge on Inventories and Book debts of the Company, both present & future. Rate of Interest is MCLR + Spread. Present rate is 5.25% p.a.

(ii) There is no continuing default on the balance sheet date in repayment of loan and interest

Note 14A : Deferred tax liabilities

	As at 31 March 2022	As at 31 March 2021
Deferred tax liabilities on :		
Difference between book balance and tax balance of property, plant and equipment	431.72	-
Deferred tax assets on :		
Unabsorbed depreciation	40.57	-
Other	9.44	-
	50.01	-
Deferred tax liabilities (net)	381.71	-

Note 15 : Provisions

	Non-Current		Current	
	As at 31 March 2022	As at 31 March 2021	As at 31 March 2022	As at 31 March 2021
Provision for employee benefits obligations - Gratuity (refer note 33)	25.43	26.74	12.10	8.86
	25.43	26.74	12.10	8.86



Note 16 : Trade payables

Trade payables	
- Dues of micro and small enterprises	
- Dues of creditors other than micro and small enterprises	

As at 31 March 2022	As at 31 March 2021
------------------------	------------------------

70.24	76.33
822.97	817.67
893.20	894.00

Note:

All amounts are short-term. The net carrying value of trade payable is considered a reasonable approximation of fair value.

Particulars	As at 31 March 2022					
	Outstanding for following periods from due date of payments					
	Unbilled Dues	Less than 1 year	1-2 years	2-3 years	More than 3 years	Total
(i) MSME	-	76.24	-	-	-	76.24
(ii) Others	-	816.63	-	-	6.33	822.96
(iii) Disputed dues-MSME	-	-	-	-	-	-
(iv) Disputed Dues- Others	-	-	-	-	-	-

Particulars	As at 31 March 2021					
	Outstanding for following periods from due date of payments					
	Unbilled Dues	Less than 1 year	1-2 years	2-3 years	More than 3 years	Total
(i) MSME	-	76.33	-	-	-	76.33
(ii) Others	-	799.28	0.24	18.16	-	817.67
(iii) Disputed dues-MSME	-	-	-	-	-	-
(iv) Disputed Dues- Others	-	-	-	-	-	-

Note 17 : Other financial liabilities

Creditors for capital goods	
Interest bearing deposits from customers	
Outstanding Liabilities	

As at 31 March 2022	As at 31 March 2021
1.45	19.39
60.00	62.50
171.92	245.04
233.37	326.93

Break-up of financial liabilities carried at amortised cost

Borrowings (Non-Current)	
Borrowings (Current)	
Trade Payable	
Other financial liabilities	

As at 31 March 2022	As at 31 March 2021
4,500.00	5,135.00
349.14	-
893.20	894.00
233.37	326.93
5,975.72	6,355.93

Note 18 : Other Current liabilities

Advance from Customers	
Statutory Dues Payable	

As at 31 March 2022	As at 31 March 2021
87.73	38.64
190.23	118.54
277.96	157.18

Note 18A : Current tax liabilities (net)

Current tax liabilities (net)	
-------------------------------	--

As at 31 March 2022	As at 31 March 2021
-	9.32
-	9.32



Note 19 : Revenue from operations

Sale of products - Sanitaryware and other allied products

Year ended 31 March 2022	Year ended 31 March 2021
10,509.26	7,808.85
10,509.26	7,808.85

1. Sale of product are net of discounts amounting to Rs. 561.62 Lakhs (31st March 2021: Rs.227.32 Lakhs) which has been issued to customer after invoices.

Note 20 : Other Income

Interest income on:
 - Fixed deposits with banks
 Net gain on foreign currency transaction and translation
 Other income:
 - Excess provisions/liabilities written back
 - Insurance claim

Year ended 31 March 2022	Year ended 31 March 2021
2.73	3.61
2.14	0.78
45.12	-
5.07	7.58
55.06	11.97

Note 21 : Cost of materials consumed

Body Material
 Glaze, frits & Chemicals
 Packing Material

Year ended 31 March 2022	Year ended 31 March 2021
462.89	251.86
352.73	209.25
341.79	267.37
1,157.41	728.48

Note 22 : Changes in inventories of finished goods, stock-in-trade and work-in-progress

Opening Stock
 Finished goods
 Stock-in-trade
 Work-in-Progress

Year ended 31 March 2022	Year ended 31 March 2021
91.45	38.14
322.35	279.54
527.31	1,150.98
941.11	1,468.66

Closing stock
 Finished goods
 Stock-in-trade
 Work-in-Progress

144.12	91.45
397.35	322.35
1,113.50	527.31
1,654.97	941.11
(713.87)	527.55

Note 23 : Employee benefits expense

Salary, wages, bonus and allowance (including management charges)
 Contribution to provident fund and other funds
 Staff Welfare expenses

Year ended 31 March 2022	Year ended 31 March 2021
2,857.16	2,270.48
5.03	3.62
9.33	3.80
2,871.52	2,277.87



Note 24 : Finance Costs

Interest on debts and borrowings
 Interest on unsecured loans
 Other ancillary borrowing costs

Year ended 31 March 2022	Year ended 31 March 2021
6.42	7.47
334.84	376.47
1.00	5.07
342.25	389.00

Note 25 : Depreciation and amortization expense

Depreciation of property, plant and equipment (refer to note 3)
 Amortisation of intangible assets (refer to note 4)

Year ended 31 March 2022	Year ended 31 March 2021
292.69	295.45
-	0.71
292.69	296.16

Note 26 : Other expenses

Power and fuel
 Stores and spares consumed
 Repair and Maintenance:
 - Buildings
 - Plant and equipment
 - Others
 Payment to auditor's as:
 - Auditors
 - For other services
 Legal and professional expenses
 Communication Expense
 Rent
 Advertisement, publicity and sales promotion
 Freight, handling and distribution expenses
 Rates and taxes
 Excess provisions/liabilities written back
 Printing and stationary
 Insurance charges
 Security Charges
 Travelling and conveyance
 Vehicle running and maintenance expenses
 Miscellaneous Expenses

Year ended 31 March 2022	Year ended 31 March 2021
1,320.20	654.73
400.50	345.45
4.25	2.27
20.86	11.11
0.43	0.16
5.00	5.00
3.00	2.60
15.69	16.23
1.81	1.32
4.13	0.95
312.93	23.23
891.64	749.73
2.44	0.22
-	1.23
5.07	2.69
13.91	13.49
2.94	2.42
4.80	1.72
6.49	4.54
4.77	2.02
3,020.86	1,841.11



Note 25A : Income tax expenses

Income tax expense:

The major components of income tax expenses for the year ended March 31, 2022 and March 31, 2021 are as follows:

Particulars	For the year ended March	For the year ended March
	31, 2022	31, 2021
Current tax expense	-	-
Deferred tax expense	434.36	-
Total income tax expense recognised in Statement of Profit and Loss	434.36	-



Note -27**Earning per share**

Basic and Diluted EPS amounts are calculated by dividing the profit for the year attributable to equity holders of the Company by the weighted average number of equity shares outstanding during the year.

Diluted EPS amounts are calculated by dividing the profit attributable to equity holders of the Company by the weighted average number of equity shares outstanding during the year plus the weighted average number of equity shares that would be issued on conversion of all the dilutive potential equity shares into equity shares.

The following reflects the income and share data used in the basic and diluted EPS computations:

	Year ended 31 March 2022	Year ended 31 March 2021
Profit/(Loss) attributable to equity holders of the Company for basis earnings (Rs. In Lakhs) for the year:	839.71	355.42
Weighted Average number of equity shares in calculating basic earnings per Share (Nos.)	12600000	12600000
Weighted Average number of equity shares in calculating diluted earnings per Share (Nos.) *	12600000	12600000
Earning Per Share		
Basic (Rs.)	6.66	2.82
Diluted (Rs.)	6.66	2.82
Face value per share (Rs)	10	10

* There no dilutive potention equity shares as the end of the reporting year and previous year.



Note -28**Dues to Micro and Small Enterprises**

The dues to Micro and Small Enterprises as required under the Micro, Small and Medium Enterprises Development Act, 2006 to the extent information available with the company is given below:

	<u>31 March 2022</u>	<u>31 March 2021</u>
(a) The principal amount and the interest due thereon remaining unpaid to any supplier as at the end of each accounting year		
Principal amount due to micro and small enterprises*	70.24	76.33
Interest due on above	-	-
(b) The amount of interest paid by the buyer in terms of section 16 of the MSMED Act 2006 along with the amounts of the payment made to the supplier beyond the appointed day during each accounting year	-	-
(c) The amount of interest due and payable for the period of delay in making payment (which have been paid but beyond the appointed day during the year) but without adding the interest specified under the MSMED Act 2006.	-	-
(d) The amount of interest accrued and remaining unpaid at the end of each accounting year.	-	-
(e) The amount of further interest remaining due and payable even in the succeeding years, until such date when the interest dues as above are actually paid to the small enterprise for the purpose of disallowance as a deductible expenditure under section 23 of the MSMED Act 2006	-	-

#The details of amounts outstanding to Micro and Small Enterprises under the Micro, Small and Medium Enterprises Development Act, 2006 are as per available information with the Company.



KAJARIA SANITARYWARE PRIVATE LIMITED

NOTES TO FINANCIAL STATEMENTS FOR THE YEAR ENDED 31 March 2022

(Amount in Rupees Lakhs, unless otherwise stated)

Note -29 Segment Reporting

The business activity of the Company falls within one broad business segment viz. "Manufacturing and Trading of sanitaryware items" and substantially sale of the product is within the country. The Gross income and profit / loss from the other segment is below the norms prescribed in Ind AS 108 Hence the disclosure requirement of Indian Accounting Standard 108 of "Segment Reporting" as specified in Companies (Indian Accounting Standard) Rules, 2016 (as amended) is not considered applicable.



Note -30 Related party disclosures

A List of related parties

Name of the related party	Relationship
Kajaria Bathware Private Limited	Holding Company
Kajaria Ceramics Limited	Ultimate Holding Company
Mr. Ajay Maganbhai Marvania	Director (Key managerial personnel)

B Transactions during the period/ year:

	Year ended 31 March 2022	Year ended 31 March 2021
Kajaria Bathware Private Limited		
Salary, wages, bonus and allowance (including management charges)	1,440.00	1,260.00
Advertisement, publicity and sales promotion	300.00	-
Rent	0.09	-
Reimbursement of Expenses/ (Claim of Expenses Incurred)	19.09	-
Kajaria Ceramics Limited		
Interest paid (including interest capitalised)	334.64	376.47
Amount Borrowed /repay (net)	635.00	315.00
Rent	3.05	-
Sale to KCL	6.97	-
Mr. Ajay Maganbhai Marvania		
Remuneration Paid (short term employee benefits)	66.00	48.60

C Balance outstanding at the end of the year

	Year ended 31 March 2022	Year ended 31 March 2021
Holding Company - Kajaria Bathware Private Limited		
- Trade Payables	-	100.40
Ultimate Holding Company - Kajaria Ceramics Limited		
- Borrowings	4,500.00	5,136.00
Mr. Ajay Maganbhai Marvania		
Salary payable	5.50	5.50

Terms and conditions of transactions with related parties

The transaction to and from related parties are made on terms equivalent to those that prevail in arm's length transactions. Outstanding balances at the year-end are unsecured. The working capital loan from HDFC Bank has been guaranteed by Kajaria Ceramics Ltd (Ultimate Holding Company). For the year ended 31 March 2022, the Company has not recorded any impairment of receivables relating to amounts owed by related parties (31 March 2021: INR Nil). This assessment is undertaken each financial year through examining the financial position of the related party and the market in which the related party operates.



Note - 31

Financial risk management objectives and policies

The Company's principal financial liabilities, other than derivatives, comprise trade, loans and other payables, security deposits, employee liabilities. The Company's principal financial assets include trade and other receivables and cash and short-term deposits/ loan.

The Company is exposed to market risk, credit risk and liquidity risk. The Company's management oversees the management of these risks. The Company's senior management is reviewing financial risks and the appropriate financial risk governance framework. The Company's management ensure that the Company's financial risk activities are governed by appropriate policies and procedures and that financial risks are identified, measured and managed in accordance with the Company's policies and risk objectives. The management reviews and agrees policies for managing each of these risks, which are summarised below.

I. Market risk

Market risk is the risk that the fair value of future cash flows of a financial instrument will fluctuate because of changes in market prices. Market risk comprises three types of risk: interest rate risk, currency risk and other price risk. Financial instruments affected by market risk include deposits.

The sensitivity analyses of the above mentioned risk in the following sections relate to the position as at 31 March 2022 and 31 March 2021.

The analyses exclude the impact of movements in market variables on: the carrying values of gratuity and other post-retirement obligations; provisions; and the non-financial assets and liabilities of foreign operations. The analysis for contingent liabilities is provided in Note 35.

The following assumptions have been made in calculating the sensitivity analyses:

- The sensitivity of the relevant profit or loss item is the effect of the assumed changes in respective market risks. This is based on the financial assets and financial liabilities held at 31 March 2022 and 31 March 2021.

A. Interest rate risk

Interest rate risk is the risk that the fair value or future cash flows of a financial instrument will fluctuate because of changes in market interest rates. The Company's exposure to the risk of changes in market interest rates relates primarily to the Company's debt obligations with floating interest rates. However the risk is very low due to negligible borrowings by the Company.

	Increase/decrease in basis points	Effect on profit before tax
		INR Lakhs
Year ended 31 March		
2022		
INR	+50	(24.24)
INR	-50	24.24
Year ended 31 March		
2021		
INR	+50	(26.96)
INR	-50	26.96



The assumed movement in basis points for the interest rate sensitivity analysis is based on the currently observable market environment, showing a significantly higher volatility than in prior years.

B. Foreign currency sensitivity

Foreign currency risk is the risk that the fair value of future cash flows of an exposure will fluctuate because of changes in exchange rates. Foreign currency risk sensitivity is the impact on the Company's profit before tax is due to changes in the fair value of monetary assets and liabilities. The following tables demonstrate the sensitivity to a reasonably possible change in USD and EURO exchange rates, with all other variables held constant.

	Increase/decrease in basis points	Effect on profit before tax	
			INR Lakhs
Year ended 31 March			
2022			
INR	+50	-	
INR	-50	-	
Year ended 31 March			
2021			
INR	+50	-	
INR	-50	-	

II. Credit risk

Credit risk is the risk that counterparty will not meet its obligations under a financial instrument or customer contract, leading to a financial loss. The Company is exposed to credit risk from its operating activities (primarily trade receivables) and from its financing activities, including deposits with banks and financial institutions.

Credit risk from investments with banks and other financial institutions is managed by the Treasury functions in accordance with the management policies. Investments of surplus funds are only made with approved counterparties who meet the appropriate rating and/or other criteria, and are only made within approved limits. The management continually re-assess the Company's policy and update as required. The limits are set to minimise the concentration of risks and therefore mitigate financial loss through counterparty failure.

A. Trade receivables

Customer credit risk is managed by each business unit subject to the Company's established policy, procedures and control relating to customer credit risk management. Credit quality of a customer is assessed based on an extensive credit review and individual credit limits are defined in accordance with this assessment. Outstanding customer receivables are regularly monitored.

At the year end the Company does not have any significant concentrations of bad debt risk other than that disclosed in note 9.

An impairment analysis is performed at each reporting date on an individual basis for major clients. The calculation is based on historical data. The maximum exposure to credit risk at the reporting date is the carrying value of each class of financial assets disclosed in Note 39. The Company does not hold collateral as security. The Company evaluates the concentration of risk with respect to trade receivables as low, as its customers are located in several jurisdictions and operate in largely independent markets.

B. Financial instruments and cash deposits

Credit risk from balances with banks and financial institutions is managed by the Company's treasury department in accordance with the Company's policy. Investments of surplus funds are made only with approved counterparties.



III. Liquidity risk

The Company's objective is to maintain a balance between continuity of funding and flexibility through the use of bank overdrafts.

The table below summarises the maturity profile of the Company's financial liabilities based on contractual undiscounted payments.

	(Rs. In Lakhs)				
	Less than 3 months	3 to 12 months	1 to 5 years	> 5 years	Total
As at					
31 March 2022					
Borrowings	349.14	-	4,500.00	-	4,849.14
Trade payables	893.20	-	-	-	893.20
Other financial liabilities	233.37	-	-	-	233.37
	1,475.72	-	4,500.00	-	5,975.72
As at					
31 March 2021					
Borrowings	-	-	5,135.00	-	5,135.00
Trade payables	894.00	-	-	-	894.00
Other financial liabilities	326.93	-	-	-	326.93
	1,220.93	-	5,135.00	-	6,355.93

IV. Excessive risk concentration

Concentrations arise when a number of counterparties are engaged in similar business activities, or activities in the same geographical region, or have economic features that would cause their ability to meet contractual obligations to be similarly affected by changes in economic, political or other conditions. Concentrations indicate the relative sensitivity of the Company's performance to developments affecting a particular industry.

The Company's marketing facilities are situated in different geographies. Similarly the distribution network is spread PAN India.



KAJARIA SANITARYWARE PVT LIMITED
NOTES TO FINANCIAL STATEMENTS FOR THE YEAR ENDED 31 March 2022

(Amount in Rupees Lakhs, unless otherwise stated)

Note: 32
Capital Management

The objective of the Company's capital management structure is to ensure that there remains sufficient liquidity within the Company to carry out committed work programme requirements. The Company monitors the long term cash flow requirements of the business in order to assess the requirement for changes to the capital structure to meet that objective and to maintain flexibility.

The Company manages its capital structure and makes adjustments to it, in light of changes to economic conditions. To maintain or adjust the capital structure, the Company may adjust the dividend payment to shareholders, return capital, issue new shares for cash, repay debt, put in place new debt facilities or undertake other such restructuring activities as appropriate.

No changes were made in the objectives, policies or processes during the year ended 31 March 2022.

	Year ended 31 March 2022	Year ended 31 March 2021
Borrowings	4,849.14	5,135.00
Total debts A	4,849.14	5,135.00
Total Equity B	2,120.99	1,274.46
Gearing ratio (A/B)	2.29	4.03



Note - 33

Defined Contribution Plans - General Description

Retirement benefits in the form of provident fund, superannuation fund and national pension scheme are defined contribution schemes. The Company has no obligation, other than the contribution payable to the provident fund. The Company's contribution to the provident fund is Rs. 5.03 lacs (31 March 2021 : Rs. 3.62 lacs)

Defined Benefit Plans - General Description

Gratuity:

The Company has a defined benefit gratuity plan. Gratuity is computed as 15 days salary, for every completed year of service or part thereof in excess of 6 months and is payable on retirement / termination / resignation. The benefit vests on the employee completing 5 years of service. The Company makes provision of such gratuity asset/liability in the books of accounts on the basis of actuarial valuation as per the projected unit credit method.

The following tables summarise the components of net benefit expense recognised in the statement of profit or loss and the funded status and amounts recognised in the balance sheet for the gratuity plan:

Changes in the present value of the defined benefit obligation are, as follows:

	31 March 2022	31 March 2021
Defined benefit obligation at the beginning of the year	35.60	24.93
Current service cost	6.61	7.15
Interest cost	2.14	1.50
Benefits paid	-	-
Actuarial (gain)/ loss on obligations - OCI	(6.83)	2.02
Defined benefit obligation at the end of the year	37.52	35.60

Changes in the fair value of plan assets are, as follows:

	31 March 2022	31 March 2021
Fair value of plan assets at the beginning of the year	-	-
Contribution by employer	-	-
Return on plan assets	-	-
Benefits paid	-	-
Expected Interest Income on plan assets	-	-
Actuarial gain/(loss) on plan asset	-	-
Fair value of plan assets at the end of the year	-	-

Reconciliation of fair value of plan assets and defined benefit obligation:

	31 March 2022	31 March 2021
Fair value of plan assets	-	-
Defined benefit obligation	37.52	35.60
Amount recognised in the Balance Sheet	37.52	35.60

Amount recognised in Statement of Profit and Loss:

	31 March 2022	31 March 2021
Current service cost	6.61	7.15
Interest cost	2.14	1.50
Amount recognised in Statement of Profit and Loss	8.75	8.65

Amount recognised in Other Comprehensive Income:

	31 March 2022	31 March 2021
Actuarial changes arising from changes in demographic assumptions	-	-
Return on plan assets (excluding amounts included in net interest expense)	-	-
Experience adjustments	(6.83)	2.02
Amount recognised in Other Comprehensive Income	-6.83	2.02



The principal assumptions used in determining gratuity liability for the Company's plans are shown below:

	31 March 2022	31 March 2021
Discount rate	6.00%	6.00%
Future salary increases	5.00%	5.00%
Attrition Rate	20.00%	20.00%
Retirement age	60 years	60 years
Mortality	IALM 2012-14	IALM 2012-14

A quantitative sensitivity analysis for significant assumption

Gratuity plan	Sensitivity level		Impact on Defined benefit	
	31 March 2022	31 March 2021	31 March 2022	31 March 2021
Assumptions				
Discount rate	+1%	+1%	(1.32)	(1.29)
	-1%	-1%	1.44	1.41
Future salary increases	+1%	+1%	1.44	1.41
	-1%	-1%	(1.34)	(1.31)
Withdrawal rate	+1%	+1%	(0.02)	(0.08)
	-1%	-1%	0.02	0.08

The sensitivity analyses above have been determined based on a method that extrapolates the impact on defined benefit obligation as a result of reasonable changes in key assumptions occurring at the end of the reporting period.

Sensitivities due to mortality and withdrawals are insignificant and hence ignored.

Sensitivities as to rate of inflation, rate of increase of pensions in payments, rate of increase of pensions before retirement & life expectancy are not applicable being a lump sum benefit on retirement.

The following payments are expected contributions to the defined benefit plan in future years:

	31 March 2022	31 March 2021
Within next 12 months (next annual reporting period)	12.10	8.86
Between 1 and 5 years	7.15	7.02
Beyond 5 years	18.27	19.72
Total expected payments	37.53	35.60

The average duration of the defined benefit plan obligation at the end of the reporting period is 21 years (31 March 2021 : 22 Years).

Expected contribution for next year is Rs. 8.06 lacs (Previous year Rs. 9.70 lacs)



Note 34: Ratio Analysis

S.No.	Ratio	Numerator	Denominator	Current Year as on 31.03.22	Previous Year as on 31.03.21	Variance (%)
1	Current Ratio	Current Assets	Current Liabilities	2.24	2.18	3%
2	Debt Equity Ratio	Total Debt	Shareholder's Equity	2.29	4.03	-43%
3	Debt Service Coverage Ratio	Earnings for Debt Service = Net Profit after taxes + Non Cash operating expenses	Debt Service = Interest & Lease Payments + Principal Repayments	1.51	2.70	-44%
4	Return on Equity Ratio	Net Profits after taxes- Preference Dividend	Average Shareholder's Equity	0.49	0.32	53%
5	Inventory Turnover Ratio	Cost of goods sold	Average Inventory	3.08	2.73	13%
6	Trade Receivables Turnover Ratio	Net Credit Sales = Gross credit sales- sales return	Average Trade Receivable	5.41	4.70	15%
7	Trade Payable Turnover Ratio	Net Credit purchases = Gross credit purchases- purchase return	Average Trade Payables	7.27	4.20	73%
8	Net Capital Turnover Ratio	Net Sales = Total sales- sales return	Working Capital = Current assets - Current liabilities	4.83	4.76	2%
9	Net Profit Ratio	Net Profit	Net Sales = Total sales - sales return	7.95%	4.54%	75%
10	Return on Capital Employed	Earnings before Interest and taxes	Capital Employed = Tangible Net Worth + Total Debt + Deferred Tax Liability.	21.99%	11.61%	89%
11	Return on Investment			Not Applicable		



OTHER NOTES ON ACCOUNTS

35. CONTINGENT LIABILITIES & COMMITMENTS

(Rs. in lakh)

AS AT AS AT
31-3-2022 31-3-2021

Estimated amount of contracts remaining to be executed on Capital Account (Net of Advances) and not provided for :

- -
- -

Outstanding Bank Guarantee

36. In the opinion of the Board and to the best of their knowledge and belief, the value on realization of loans, advances & other current assets in the ordinary course of business will not be less than the amount at which they are stated in the Balance Sheet.

37. Balances of certain Trade Receivables and Trade Payables are subject to confirmation.

38. Foreign currency exposure not hedged by derivative instrument or otherwise:

Particulars		31-03-2022 (in Rs Lakhs)		31-03-2021 (in Rs Lakhs)	
		Foreign Currency	Indian Rupee	Foreign Currency	Indian Rupee
Payables					
For Goods and Services	EURO	-	-	-	-
	USD	-	-	0.04	2.77


As per our report of even date attached

FOR O P BAGLA & CO.LLP
CHARTERED ACCOUNTANTS
FRN : 000018N /N500091


Ashok Kumar Kajaria
Director
DIN 273877


Rishi Kajaria
Director
DIN 228455

For and on behalf of the board of directors


Ajaykumar Maganlal Marvania
Wholetime Director
DIN 0643088


Nitin Jain
Partner

M.No. 510841
Date: 16.05.2022
Place: New Delhi




Dilip Kumar Maliwal
Chief Financial Officer


Saurav Chakraborty
Company Secretary
(ACS: A-52813)